

[Home](#) » [About us](#) » [News](#) » Scott Morrison awarded the 2015 Christopher Heyde Medal in pure mathematics

Scott Morrison awarded the 2015 Christopher Heyde Medal in pure mathematics

Friday 7 November 2014

MSI wish to congratulate Dr Scott Morrison on being jointly awarded the 2015 Christopher Heyde Medal by the Council of the Australian Academy of Science. Scott will share his medal with Dr Catherine Greenhill from The University of Western Australia.

The Christopher Heyde Medal honours the contributions to mathematics by Professor Christopher Charles Heyde AM, DSc, Hon DSc(Syd), FAA, FASSA. Professor Heyde was the Foundation Dean of the School of Mathematical Sciences at the Australian National University, and Professor Emeritus of Statistics at Columbia University, New York.


The award presentation ceremony will be held on the 27th of May 2015 at the Shine Dome in Canberra, as part of the Academy's annual three-day event Science at the Shine Dome (SATS) held from 26 – 28 May. Scott will be invited to give a short talk on your research after the presentation of your medal.

For more information about the Christopher Heyde Medal in pure mathematics please visit the Australian Academy of Science website.



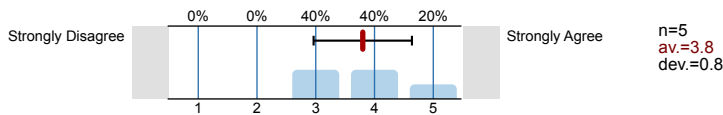
Overall indicators

Experience of learning:

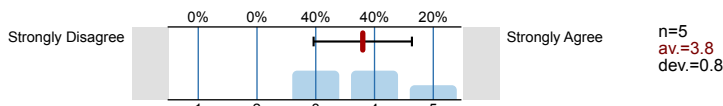


Experience of learning:

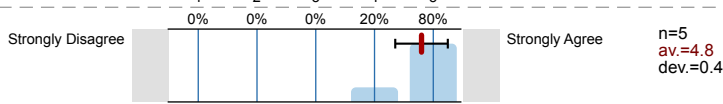
1. I had a clear idea of what was expected of me in this course



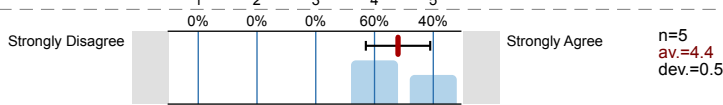
2. The teaching and learning activities (eg. lectures, tutorials, field trips) supported my learning



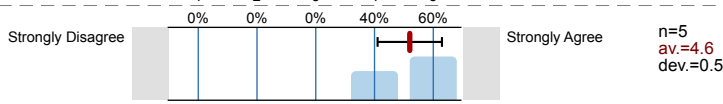
3. I had ready access to the learning opportunities provided in this course (eg. course notes, online materials, library resources, field trips)



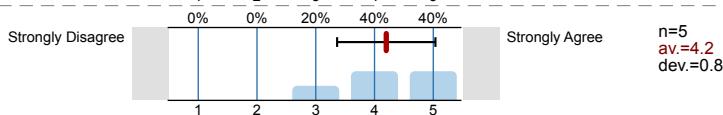
4. The assessment seemed appropriate given the goals of the course



5. The feedback I received during the course supported my learning



6. Overall, I was satisfied with my learning experience in this course



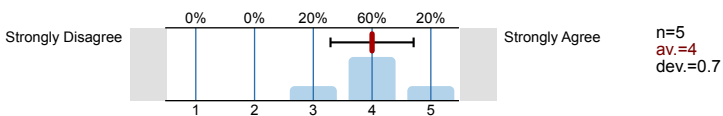
Overall indicators

Experience of lecturing:

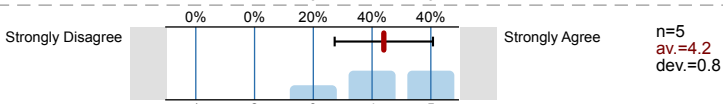


Experience of lecturing:

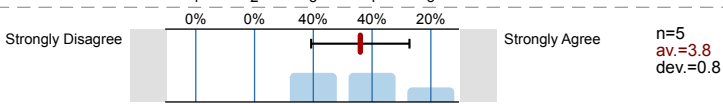
1. The lecturer taught in a way that supported my learning



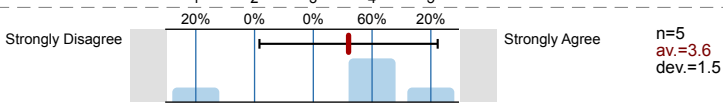
2. The lecturer stimulated my interest in the subject



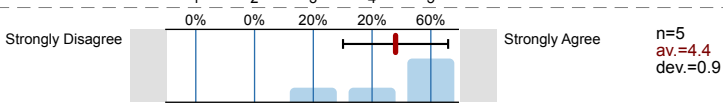
3. The lecturer effectively used illustrations and examples



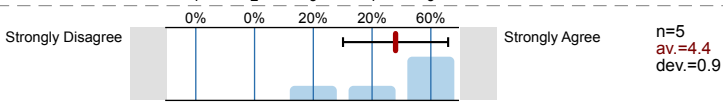
4. The presentation of lectures was at a suitable pace to assist my learning



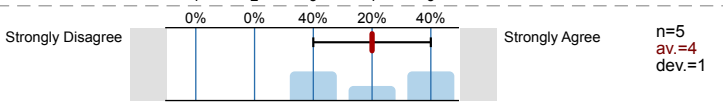
5. I had sufficient feedback during the course to be able to assess my progress



6. The lecturer actively encouraged student questions and participation



7. Overall, I was satisfied with the quality of teaching



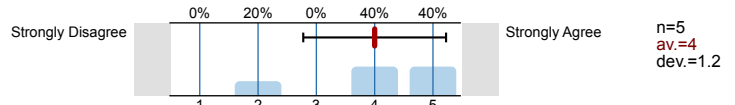
Overall indicators

Experience of learning:

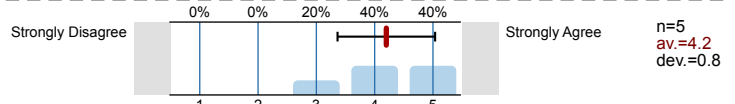


Experience of learning:

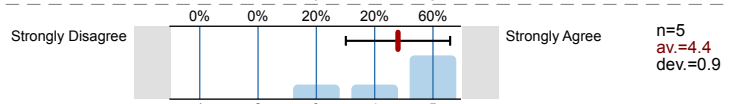
1. I had a clear idea of what was expected of me in this course



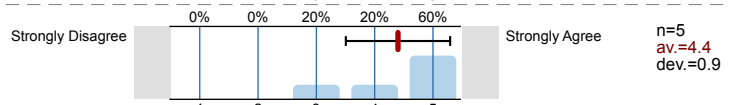
2. The teaching and learning activities (eg. lectures, tutorials, field trips) supported my learning



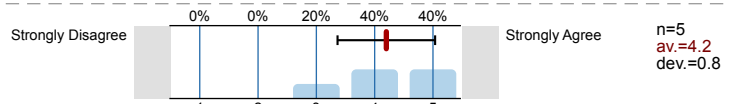
3. I had ready access to the learning opportunities provided in this course (eg. course notes, online materials, library resources, field trips)



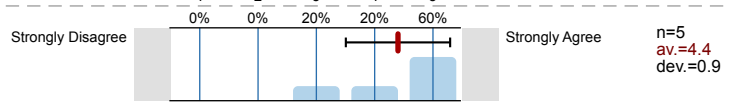
4. The assessment seemed appropriate given the goals of the course



5. The feedback I received during the course supported my learning



6. Overall, I was satisfied with my learning experience in this course



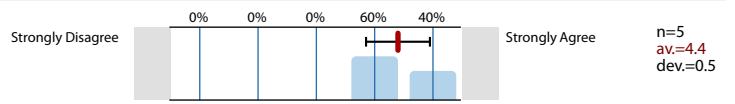
Overall indicators

Experience of lecturing:

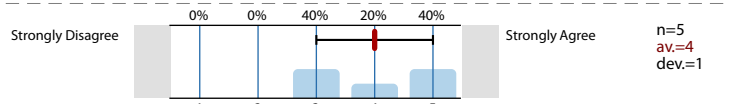


Experience of lecturing:

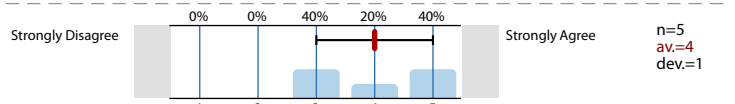
1. The lecturer taught in a way that supported my learning



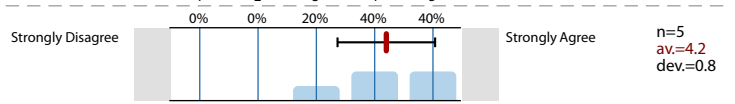
2. The lecturer stimulated my interest in the subject



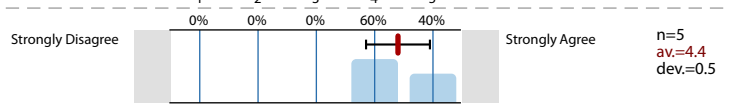
3. The lecturer effectively used illustrations and examples



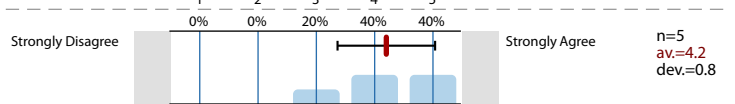
4. The presentation of lectures was at a suitable pace to assist my learning



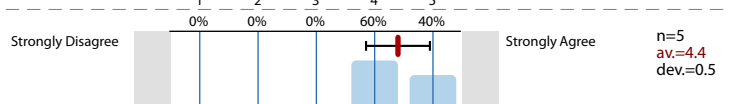
5. I had sufficient feedback during the course to be able to assess my progress



6. The lecturer actively encouraged student questions and participation



7. Overall, I was satisfied with the quality of teaching




Who are the moderators?


We believe moderation starts with the community itself, so in addition to [privileges earned through reputation](#), we periodically hold [democratic moderator elections](#).


Please see [A Theory of Moderation](#) for information on our moderation philosophy.

Type to find users:


 **Ben Webster** ♦
Charlottesville, VA
23.5k ● 4 ● 68 ● 158
appointed 6/25/2013

 **David Zureick-Brown** ♦
Atlanta, GA
5,295 ● 2 ● 16 ● 69
appointed 6/25/2013

 **François G. Dorais** ♦
Hanover, NH
30.5k ● 3 ● 80 ● 171
appointed 6/25/2013

 **Mariano Suárez-Alvarez** ♦
Buenos Aires
32.1k ● 11 ● 90 ● 192
elected 2013

 **S. Camahan** ♦
筑波市, Japan
30.5k ● 3 ● 62 ● 140
appointed 6/26/2013

 **Scott Morrison** ♦
Canberra, Australia
4,438 ● 7 ● 32 ● 62
appointed 6/25/2013

 **Todd Trimble** ♦
31.1k ● 3 ● 105 ● 179
elected 2013

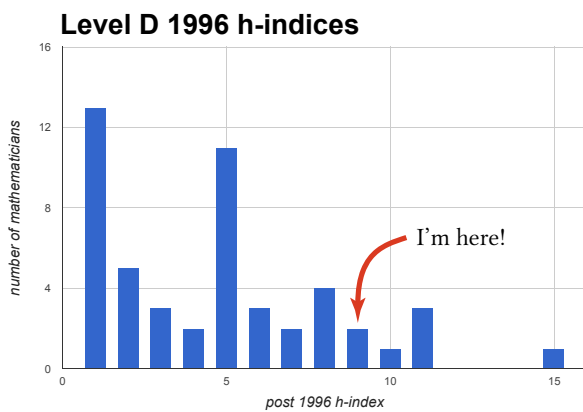
Scott Morrison - Citation comparisons with Go8 mathematicians

As citation statistics vary significantly across fields, I have compared h-indices with pure mathematicians at other Go8 universities, in order to make an explicit comparison. This comparison uses the citation statistics from [MathSciNet](#), looking at papers since 1996.

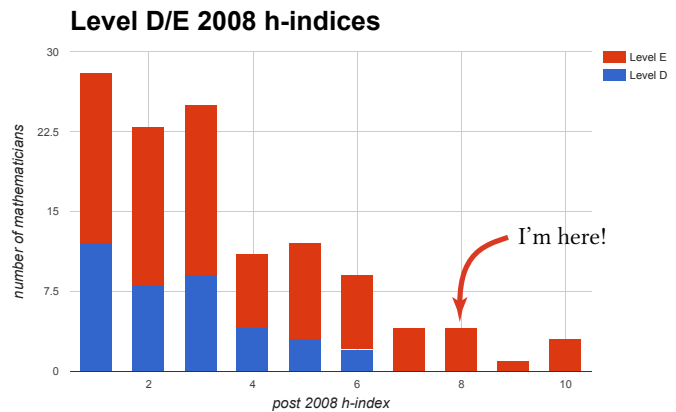
In these comparisons, I attempted to remove all scientists who reside in a mathematics department but primarily publish in other fields. Further, I have dropped all those with a reported h-index of 0.

My h-index of 9 would be the (equal) 6th highest h-index amongst Level D Go8 pure mathematicians, and even exceeds the median Level E Go8 h-index of 8.

Restricting to papers since 2008, my h-index of 8 exceeds all Level D Go8 pure mathematicians, and would be the (equal) 5th highest of all Go8 pure mathematicians in Australia.



(a) All Level D Go8 mathematics h-indices since 1996



(b) All Go8 mathematics h-indices since 2008